

# B-1<sup>™</sup>

25.4mm width

## SPECIFICATIONS & OPERATING INSTRUCTIONS

OPERATING SHUT HEIGHT:	5-1/2" (139.7mm)	MIN. DIE CLEARANCE:	.006" (.15mm)
MIN. SHUT HEIGHT:	5-5/16" (134.9mm)	MAX. PUNCH DIAMETER:	.3125" (7.93mm)
UNIT OPEN HEIGHT:	5-7/8" (149.2mm)	MIN. PUNCH DIAMETER:	.0937" (2.38mm)
DIE HEIGHT:	2-19/32" (65.9mm)	MAX. SQUARE:	N.A.
MATERIAL FEED CLEARANCE:	7/32" (5.5mm)	MIN. SHAPE DIMENSION:	N.A.
MAX. MATERIAL THICKNESS (MILD STEEL):	10 GA./ .134" (3.4mm)	MAX. MATERIAL THICKNESS (STAINLESS STEEL):	1/16" (1.6mm)

### KITS AND SHIMS

Hardware kit:	9371 /
Punch shim:	1080-12 pk. / 1080-48 pk. / 1/16" thk./3 max.
Die shim:	N.A.

	ROUND UNITS			COMMON DIMENSIONS		
	Model No.	Catalog No.	Price	Throat Depth	Length A	Shipping Weight
<b>BASE UNITS LESS PUNCH &amp; DIE</b>	4B-1-LPD	3203-LPD		4"	7"	6.5 lbs.
	8B-1-LPD	3200-LPD		8"	11"	8.5 lbs.
<b>COMPLETE UNITS (Includes Punch &amp; Die)</b>	4B-1	3203		4"	7"	7 lbs.
	8B-1	3200		8"	11"	9 lbs.

### B-1 Unit for Round Holes Only

91203 /  
F.H.S.C.S.



91110 /  
B.H.S.C.S.  
(2 REQ'D)



3271 /  
PUNCH HEAD



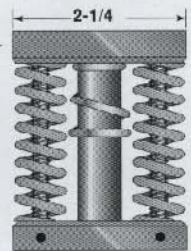
3211 /  
ROUND PUNCH



3210 /  
ROUND PUNCH  
WITH HEAD



3230 /  
STRIPPING  
GUIDE ASS'Y



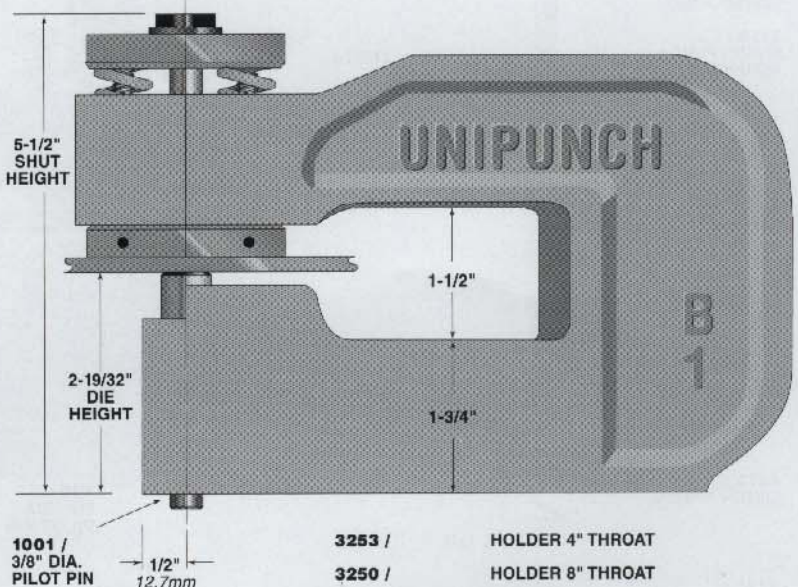
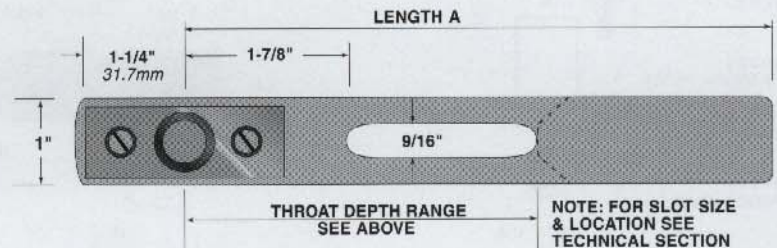
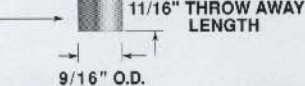
**HOLDER & GUIDE  
ASSEMBLY MUST  
BE RETURNED TO  
FACTORY FOR  
SLEEVE & PLATE  
REPLACEMENT.  
ONLY SPRINGS &  
BOLTS SHOWN  
AVAILABLE FROM  
STOCK.**

91650 /  
STR. GUIDE  
BOLT  
(2 REQ'D)

3170 /  
LIFTER  
SPRING

3240 /  
STRIPPING  
SPRING  
(2 REQ'D)

3220 /  
DIE



3253 / HOLDER 4" THROAT

3250 / HOLDER 8" THROAT

NOTE: B1 HOLDERS INCLUDE STRIPPING  
GUIDE ASSEMBLIES

B SERIES

UNIPUNCH

Exacta Precision Ltd. Toll Free Tel: 1.800.268.5573 Email Info@exactapunch.com