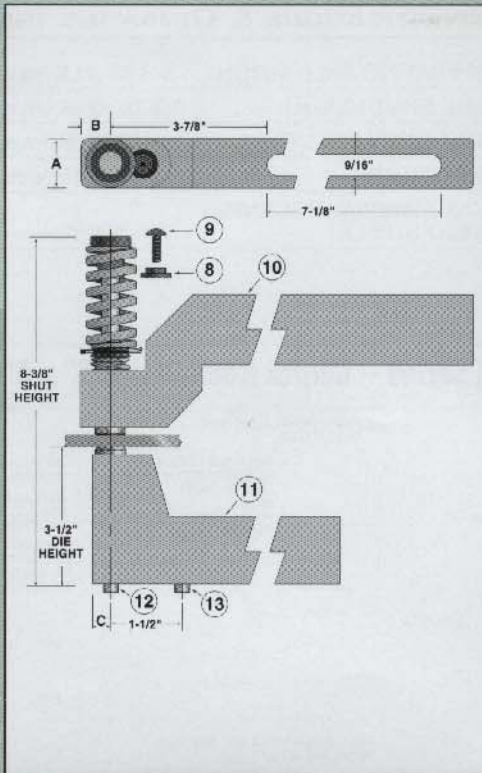
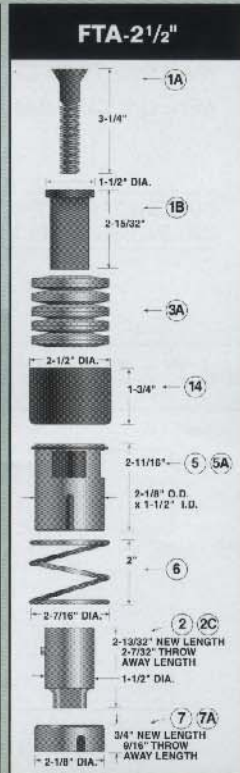
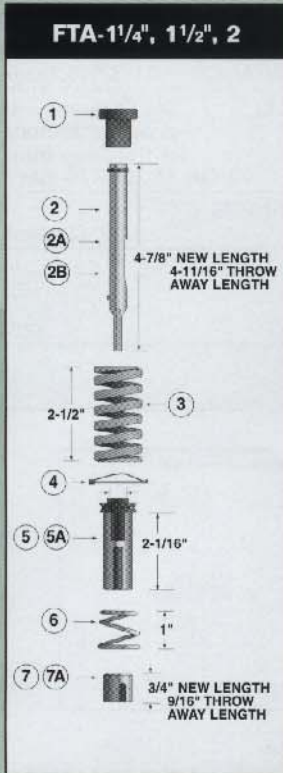


# FTA

1-1/4" (31.8mm)  
 1-1/2" (38.1mm)  
 2" (50.8mm)  
 2-1/2" (63.5mm)



### COMPLETE ROUND UNITS

Model No.	Catalog No.	Max. Punch Dia.	Min. Punch Dia.	Price
FTA 1/4	13020	.4375 11.1mm	.0937 2.38mm	
FTA-1/2	13030	.6250 15.86mm	.1250 3.18mm	
FTA-2	13040	.8750 22.22mm	.1875 4.76mm	
FTA 2 1/2	13050	1.500 38.10mm	.2812 7.15mm	

To order a unit less punch and die, add the suffix "-LPD".

### COMPLETE SHAPED UNITS

Model No.	Catalog No.	Max. Square	Min. Shaped Dim.	Price
FTSA 1/4	13025	.309 7.85mm	.0937 2.38mm	
FTSA-1/2	13035	.6250 15.86mm	.1250 3.18mm	
FTSA-2	13045	.8750 22.22mm	.1875 4.76mm	
FTSA 2 1/2	13055	1.060 26.92mm	.1250 3.18mm	

To order a shaped unit with round punch & die, add the suffix "-RPD".

### COMMON DIMENSIONS

Model No.	A	B	C	Shipping Weight
FTSA-1/4	1 1/4"	3/4"	1 5/32"	9 lbs.
FTSA-1/2	1 1/2"	3/4"	9/16"	14 lbs.
FTSA-2	2"	1"	3/4"	19 lbs.
FTSA 2 1/2	2 1/2"	1 3/8"	1 3/8"	29.5 lbs.

**Note:** For Locator Pins to align Punch Holder to Die Holder see Mounting Accessories Section, page 18.

	FTA-1 1/4" FTSA-1 1/4"	FTA-1 1/2" FTSA-1 1/2"	FTA-2" FTSA-2"	FTA-2 1/2" FTSA-2 1/2"
--	---------------------------	---------------------------	-------------------	---------------------------

Item #	Part Description	Cat. No.	Price	Cat. No.	Price	Cat. No.	Price	Cat. No.	Price
1	Punch Head	2171		2271		2371		—	—
1A	Punch Screw	—	—	—	—	—	—	2485	
1B	Punch Driver	—	—	—	—	—	—	2484	
2	Round Punch	2111		2211		2311		2411	
2A	Round Punch with Head	2110		2210		2310		—	—
2B	Shaped Punch with Head	2115		2215		2315		—	—
2C	Shaped Punch	—	—	—	—	—	—	2416	
3	Stripping Spring	2140		2240		2340		—	—
3A	Stripping Spring (set of 10)	—	—	—	—	—	—	2440-10	
4	Punch Retainer	2180		2180		2180		—	—
5	Round Guide	2130		2230		2330		2430	
5A	Shaped Guide	2135		2235		2335		2435	
6	Lifter Spring	2170		2270		2370		2470	
7	Round Die	2120		2220		2320-2 2320-1		2420	
7A	Shaped Die	2125		2225		2325-2 2325-1		2425	
8	Guide Retainer	1018		1018		1018		1018	
9	B.H.S.C.S.	91130		91130		91130		91130	
10	Shaped Punch Holder	13026		13036		13046		13056	
11	Shaped Die Holder	13027		13037		13047		13057	
12	Pilot Pin (Round)	1001		1001		1001		1001	
13	Pilot Pin (Shaped)	1101		1101		1101		1101	
14	Spring Guard	—	—	—	—	—	—	2442	
KITS & SHIMS	Sh. Hole Conversion Kit	7112		7113		7114		7115	
	Key Kit:	9300		9300		9300		9300	
	Hardware Kit:	9379		9379		9379		9379	
	Punch Shim: (1/16 thk./3 max.)	N.A.	—	N.A.	—	N.A.	—	1109-12 pk. 1109-48 pk.	
Die Shim: (1/16 thk./3 max.)	1091-12 pk. 1091-48 pk.		1092-12 pk. 1092-48 pk.		1093-12 pk. 1093-48 pk.		1094-12 pk. 1094-48 pk.		